


Consulting with our partners:

NIHR Applied Research Collaboration
East of England
18 month costed extension




Introduction

This document provides background about the NIHR ARC East of England (EoE) and its main programmes of work. The NIHR ARC EoE has recently been extended for 18 months and we would like to ask you some questions about how we undertake our research and other areas of work.

We feel it is important to get the views of our partners and local communities. Please will you help us by answering a few questions?

[Yes, I'll help](#)



[Introduction](#)

[Background](#)

[18-month
Extension](#)

[Research
Themes](#)

[Key
Workstreams](#)

[Community
Engagement](#)

[Training &
Opportunities](#)

[Research
into practice](#)

[Our partners](#)



| Background

The NIHR ARC EoE was a five-year collaboration between Cambridgeshire and Peterborough NHS Foundation Trust, and the Universities of Cambridge, East Anglia, Hertfordshire and Essex along with other NHS Trusts, Local Authorities, patient-led organisations, charities, and industry partners across the region.

The NIHR ARC EoE is one of 15 ARCs across England, part of an original £135 million investment by the NIHR to **improve the health and care of patients and the public.**



[Introduction](#)

[Background](#)

[18-month
Extension](#)

[Research
Themes](#)

[Key
Workstreams](#)

[Community
Engagement](#)

[Training &
Opportunities](#)

[Research
into practice](#)

[Our partners](#)



Background


ARCs were initially funded for 5 years from 1st October 2019 to 30th September 2024, and this has recently been extended to 31st March 2026 (an 18-month costed extension for each ARC).



| Extending the work of the ARC EoE

Annual feedback from the NIHR confirms that our original programme of work is being delivered effectively. However, based on advice from our Board, Expert Advisory Group and ARC team, we would like to focus on “**quality not quantity**” of research and enhance some of the current workstreams.

We want to ensure our work continues to have relevance for health and care improvements in the region. **We have developed some ideas and would welcome your views on these.**



[Introduction](#)

[Background](#)

[18-month
Extension](#)

[Research
Themes](#)

[Key
Workstreams](#)

[Community
Engagement](#)

[Training &
Opportunities](#)

[Research
into practice](#)

[Our partners](#)



Moving forward: the next 18 months



Research themes

[Read more about our research themes here](#)



Our research currently falls under seven themes:

- **Inclusive Involvement in Research for Practice Led Health and Social Care**
- **Prevention and Early Detection in Health and Social Care**
- **Health Economics and Prioritisation in Health and Social Care**
- **Mental Health over the Life Course**
- **Ageing and Multi-Morbidity**
- **Palliative and End-of-Life Care**
- **Population Evidence and Data Science**



[Introduction](#)

[Background](#)

[18-month
Extension](#)

[Research
Themes](#)

[Key
Workstreams](#)

[Community
Engagement](#)

[Training &
Opportunities](#)

[Research
into practice](#)

[Our partners](#)



Research themes

[Read more about our research themes here](#)



- Which themes should we strengthen, retain, consolidate or drop to better serve **socioeconomically disadvantaged populations** and those with **poorer than average healthcare access, experience, or outcomes**?
- What might be missing from the current list of themes?
- How can we best align our research themes with the priorities of the six Integrated Care Systems across the East of England?



[Introduction](#)

[Background](#)

[18-month
Extension](#)

[Research
Themes](#)

[Key
Workstreams](#)

[Community
Engagement](#)

[Training &
Opportunities](#)

[Research
into practice](#)

[Our partners](#)



| Key workstreams

Other areas we focus on are:

- Engaging and involving the public and communities in our research
- Increasing research capacity (knowledge and skills) across the region
- Putting our research into practice (implementation)



[Introduction](#)

[Background](#)

[18-month
Extension](#)

[Research
Themes](#)

[Key
Workstreams](#)

[Community
Engagement](#)

[Training &
Opportunities](#)

[Research
into practice](#)

[Our partners](#)



Populations in Focus and Community Engagement

Part of our current approach is focusing research in particular areas that we call **populations in focus**. We particularly (but not exclusively) engage and involve under-represented communities in:

- **Great Yarmouth and Waveney**
- **Peterborough and Fenland**
- **Stevenage, and**
- **Thurrock**

Read more about our community engagement work here



[Introduction](#)

[Background](#)

[18-month
Extension](#)

[Research
Themes](#)

[Key
Workstreams](#)

[Community
Engagement](#)

[Training &
Opportunities](#)

[Research
into practice](#)

[Our partners](#)



Populations in Focus and Community Engagement

- We'd like to engage with a new core hub of ARC public advisors, to provide consistent opportunities for two-way engagement with ARC researchers/students, and for these advisors to provide a bridge with their local communities.



What suggestions do you have that would meaningfully engage communities with our work? Is it helpful to continue with the existing Populations in Focus approach?



[Introduction](#)

[Background](#)

[18-month
Extension](#)

[Research
Themes](#)

[Key
Workstreams](#)

[Community
Engagement](#)

[Training &
Opportunities](#)

[Research
into practice](#)

[Our partners](#)



Research knowledge and skills across the region

[Read more about our training and opportunities here](#)



- We wish to sustain and develop the ARC [fellowship programme](#) by attracting new, external funding from partner organisations to support the programme's continuation, inclusivity and reach
- We will consider establishing new programmes, such as **pre-and post-ARC** fellowship initiatives



How else can we build capacity, so people have the skills to undertake research and to implement research evidence in the region?



[Introduction](#)

[Background](#)

[18-month
Extension](#)

[Research
Themes](#)

[Key
Workstreams](#)

[Community
Engagement](#)

[Training &
Opportunities](#)

[Research
into practice](#)

[Our partners](#)



Putting research into practice



[Read more about our research into practice work here](#)

- We have strong links with the Eastern Academic Health Science Network (EAHSN) who currently support us with putting our research into practice
- We'd like to ensure *all* research is underpinned with a pre-agreed plan for using the evidence generated- a template will be co-produced with appropriate partners to identify who the key beneficiaries of the research evidence are and how to engage them.



How do you use ARC research evidence? What would enable people to make greater use of our research evidence?



[Introduction](#)

[Background](#)

[18-month
Extension](#)

[Research
Themes](#)

[Key
Workstreams](#)

[Community
Engagement](#)

[Training &
Opportunities](#)

[Research
into practice](#)

[Our partners](#)



Our Regional Partners

Click here to view our formal partners



- Currently there are four universities formally associated with the ARC EoE and links are being developed with a 5th, Anglia Ruskin University (ARU), who have complimentary expertise, a medical school and a new campus in Peterborough.



How can the ARC enhance its relationships and engagement with all its partner organisations?

If you are interested in working more with the ARC and would like to explore the possibility of becoming a formal member organisation please contact arcoffice@cpft.nhs.uk



[Introduction](#)

[Background](#)

[18-month
Extension](#)

[Research
Themes](#)

[Key
Workstreams](#)

[Community
Engagement](#)

[Training &
Opportunities](#)

[Research
into practice](#)

[Our partners](#)



We are interested in your views. Tell us what you think...

Thank you!



Please answer the questions by scanning the QR code or visiting the following link:

<https://forms.office.com/e/98UEc99pnr>

